

Bollard I-Beam ARCH

PROJECT: _____

TYPE: _____

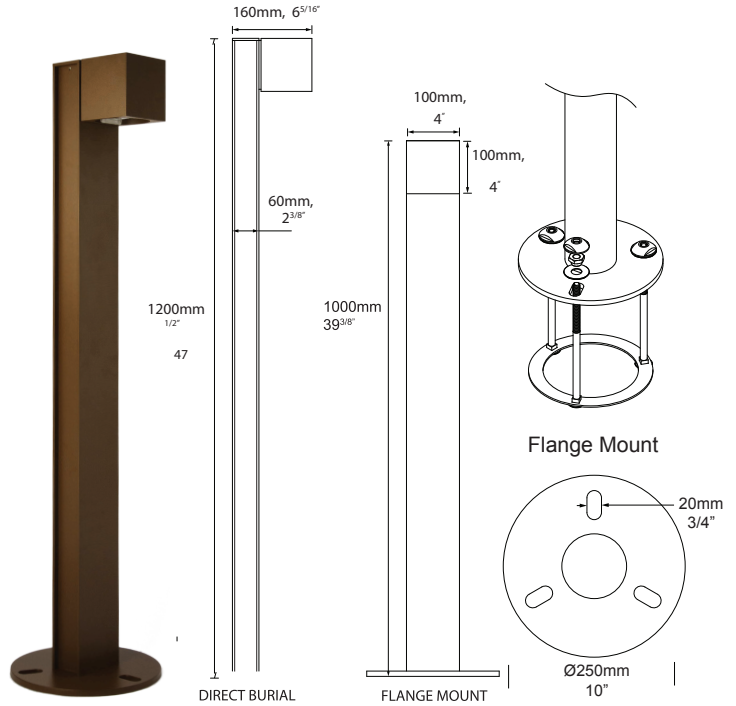
SOURCE: _____

NOTES: _____

SPECIFICATIONS



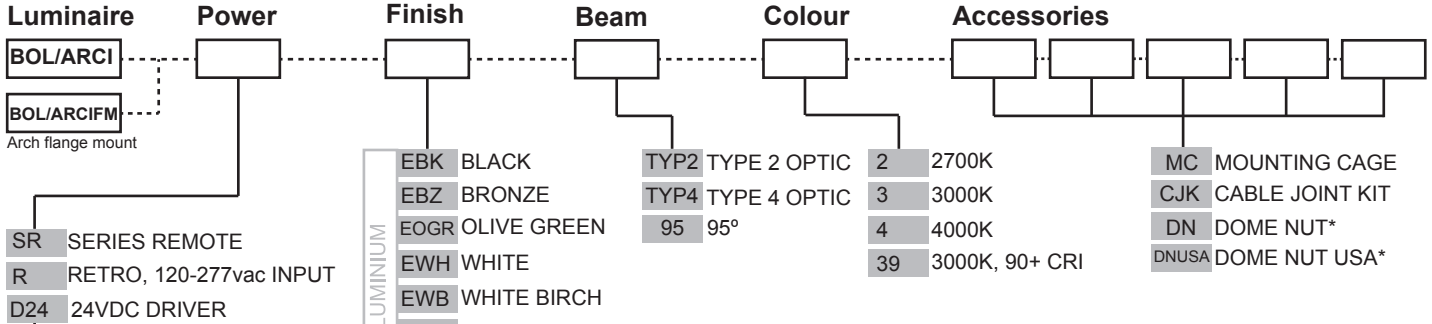
LED Chip	Cree CXA 1830 field replaceable LED board
Luminaire Output	3000 Lumens @ 700mA (26watts), Delivered from Luminaire with unobstructed beam.
Lumens Per Watt	100 Lumens minimum @ 26 watts, Delivered from Luminaire with unobstructed beam
CRI (3000K)	80 Standard, 90+ Optional
Colour Temperatures	2700K, 3000K, 4000K
Beam Angles	TYPE 2, TYPE 4 asymmetric, 95°
Ingress Protection	IP66
Warranty	Electronics = 5 years Body Aluminium = 5 years
Standards	BS/EN 60598.2.2 cUL 1598 CE



PRODUCT CONFIGURATION

Please fill in appropriate codes into boxes provided

Cat. No. BOL/ARCI



SERIES REMOTE DRIVER:
Constant current driver (included) individual fixtures require 37vdc @ 700mA maximum. 0-10 volt dimming.

RETRO 110-277vac DRIVER:
Constant current driver (included).
Input: 120, 240, 227 volts.
Output: 26 watts total
37vdc @ 700mA
0-10 volt dimming.

24VDC DRIVER:
Input: 24vdc.
Output: 36vdc @ 700mA constant current (non dimming).
Note: not for USA.

*Only available for Flange Mount version

ADDITIONAL COMMENTS: _____

LUMINAIRE CONSTRUCTION

CNC machined from one of the following metals:

Aluminium:

Body: solid high corrosion resistant 101mm (4") aluminium rod.

Tube: high corrosion resistant 101mm (4") x 60mm (2^{3/8"}) x 3.18mm (1/8") aluminium I-Beam tube. Finished with chromate substrate, epoxy layer and a UV resistant polyester powder coat colour.

Fixings and Mechanism: made from 316 stainless steel

Colours:

Black, Bronze, Silver Star, White, Birch, Olive Green, Dark Grey, Corten.

Lens:

Extra clear optical silicone TIR.

Gaskets:

Silicone, iron impregnated 220°C (428°F)

Cable:

Water resistant rubber

Mounting:

Pole is set directly into concrete.

For flange mounting please refer to the Hunza website for mounting instructions.

Dome Nut - for use with M12 J-bolts.

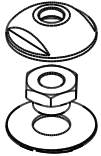
Dome Nut USA - for use with 1/2" UNC 13

TPI J-bolts.

Luminaire Weight:

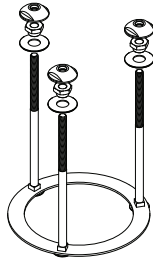
6kg (11lbs 4oz) without flange

ACCESSORIES



Dome Nut

(for use with M12 J-bolts or 1/2" UNC 13 TPI J-bolts)

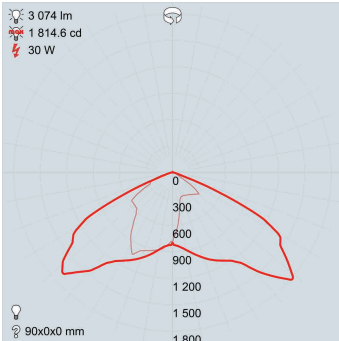


Mounting cage

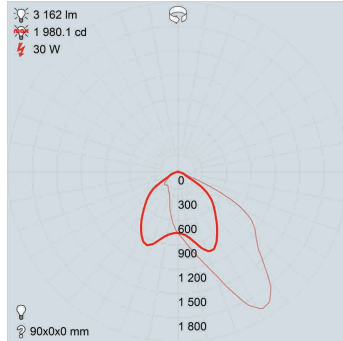
BEAM ANGLES

High efficiency Reflectors. Field replaceable

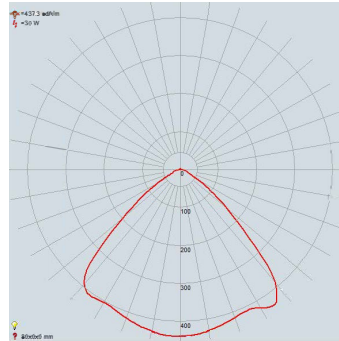
IES files available for download: hunzalighting.com/downloads



TYPE 2 OPTIC



TYPE 4 OPTIC

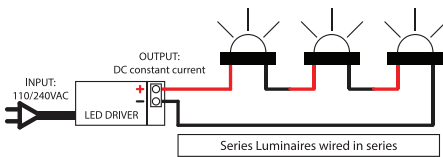


95° OPTIC

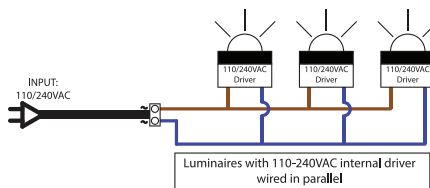
WIRING GUIDE

Available for download: hunzalighting.com/downloads

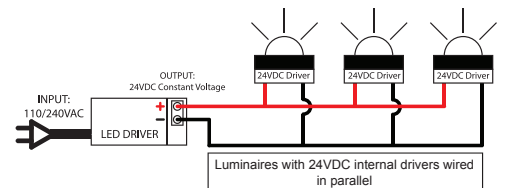
Series/remote driver



110/240v integral driver



24vdc integral driver



Diagrams are a guide only, wire colours and polarity may change depending on fixture and country