

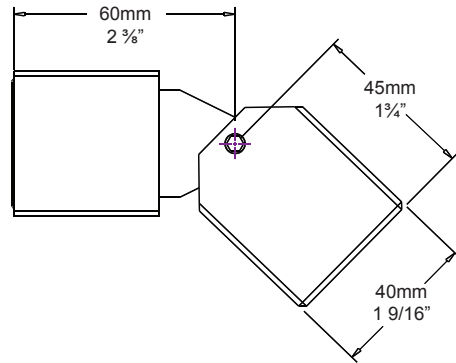
Cube Wall Lite PURE LED

PROJECT:
TYPE:
SOURCE:
NOTES:

SPECIFICATIONS



LED Chip	Cree XPG-3 Plug and Play field replaceable LED board
Luminaire Output Per Head	120 Lumens @ 1050mA, delivered from luminaire with unobstructed beam.
Lumens Per Watt	60 Lumens minimum @ 3 watts delivered from luminaire with unobstructed beam.
CRI (3000K)	90+
Colour Temperatures	2700K, 3000K, 4000K, Amber, Blue, Green, Red
Beam Angles	15, 25, 45
Ingress Protection	IP66
Warranty	Electronics = 5 years Body Aluminium = 5 years
Standards	AS/NZS 61046 cUL 1838, 2108 CSA 22.2 No. 250.7, No. 250.0-08, No. 250.0 CE



PRODUCT CONFIGURATION

Please fill in appropriate codes into boxes provided

Cat. No. CWL/L

Luminaire	Power	Material/ Finish	Beam	Colour	Accessories
CWL/L					
S	SERIES, REMOTE DRIVER	ALUMINIUM	15 15° 25 25° 45 45°	2 2700K 3 3000K 4 4000K A AMBER B BLUE G GREEN R RED	CJK CABLE JOINT KIT DM DUAL MOUNTING FIXED PLATE DMA DUAL MOUNTING ADJUSTABLE PLATE
SERIES, REMOTE DRIVER REQUIRED: Constant current driver Individual fixtures require 3vdc @ 1050mA maximum		EBK BLACK EBZ BRONZE EOGR OLIVE GREEN EWH WHITE EWB WHITE BIRCH EDG DARK GREY ESTAR SILVER STAR ECT CORTEN SS STAINLESS STEEL			

ADDITIONAL COMMENTS:

LUMINAIRE CONSTRUCTION

CNC machined from one of the following metals:

Aluminium:

Body: High corrosion resistant 40mm (1½") x 40mm (1½") solid aluminium square bar.
 Head: 40mm (1½") x 40mm (1½") solid aluminium square bar with chromate substrate and high UV resistant polyester powder coat.
 Colours:
 Black, Bronze, Silver Star, White, White Birch, Olive Green, Dark Grey, Corten.

316 Stainless Steel:

Body: 40mm (1½") x 40mm (1½") 316 stainless steel.
 Head: 40mm (1½") x 40mm (1½") 316 stainless steel.

Lens:

Acrylic TIR lens.

Mounting:

The luminaire is mounted to the wall using two 5 gauge screws through a mounting disk.

Luminaire Weight:

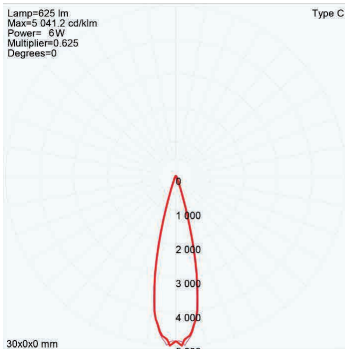
Alum: 0.775kg (1lb 11oz)

ACCESSORIES

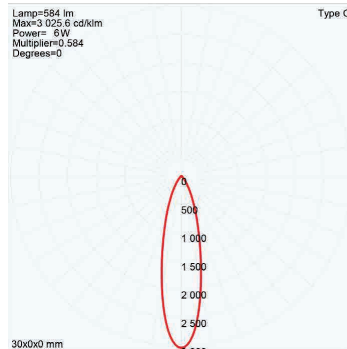
BEAM ANGLES

High efficiency PMMA TIR lenses. Field replaceable

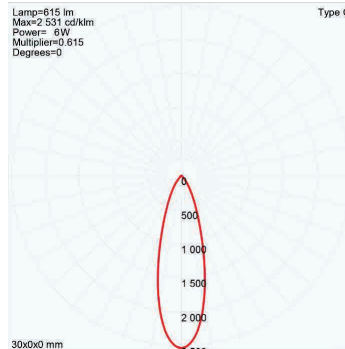
IES files available for download: hunzalighting.com/downloads



15° FWHM TIR



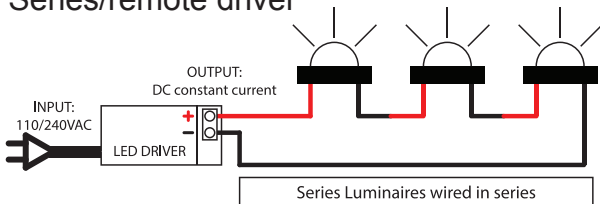
25° FWHM TIR



45° FWHM TIR

WIRING GUIDE

Series/remote driver



Diagrams are a guide only, wire colours and polarity may change depending on fixture and country

Available for download: hunzalighting.com/downloads

12v integral driver

