

Euro Spot

PROJECT:

TYPE:

SOURCE:

NOTES:

PURELED SPECIFICATIONS

LED Chip	Cree XHP-50-2 Plug and Play field replaceable LED board
Luminaire Output	420 Lumens @ 700mA (4 watts), 240 Lumens @ 350mA (2 watts), delivered from luminaire with unobstructed beam.
Lumens Per Watt	105 Lumens minimum @ 4 watts, delivered from luminaire with unobstructed beam
CRI (3000K)	90+
Colour Temperatures	2700K, 3000K, 4000K
Beam Angles	15, 25, 38, 60
Ingress Protection	IP66

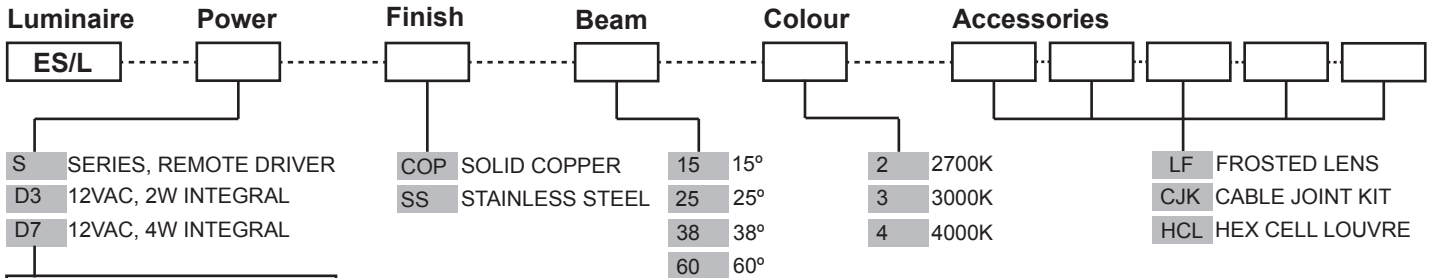
Warranty	Electronics = 5 years Body Cop/ SS = 10 years
Standards	AS/NZS 61046 cUL 1838, 2108 CSA C22.2 No. 250.7, No. 250.0-08 CE



PRODUCT CONFIGURATION

Please fill in appropriate codes into boxes provided

Cat. No. ES/L



SERIES, REMOTE DRIVER REQUIRED:
Constant current driver
Individual fixtures require 6vdc @ 700mA maximum

12VAC INTEGRAL DRIVER:
Hunza integrated Plug and Play Driver (included)
Input: 9-15VAC
Output: 6vdc @ D3=350mA, D7=700mA

OTHER LAMP OPTIONS:
ES/H - MR11 Halogen 12V Lamp
ES/M11L - MR11 LED Retrofit 12V Lamp (lamps vary by market - please refer to supplier for details)

[Click here for halogen specification sheet](#)

[Click here for 240v Remote Power Supply Guidance Charts](#)

[Click here for USA Remote Power Supply Guidance Charts](#)

LUMINAIRE CONSTRUCTION

CNC machined from one of the following metals:

Copper:

Body: 45.5mm (1^{3/4}") copper rod.

"U" Bracket: 12mm x 3mm (1/2" x 1/8") copper bar.

316 Stainless Steel

Body: 45.5mm (1^{3/4}") stainless steel rod.

"U" Bracket: 12mm x 3mm (1/2" x 1/8") 316 stainless steel bar.

Lens:

6mm (1/4") extra clear low iron flush fit shatter resistant glass.

Lifetime Warranty.

Gaskets:

Silicone, iron impregnated 220°C (428°F)

Mounting:

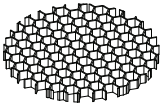
Via a "U" bracket that is screwed into the mounting surface.

Luminaire Weight:

Cop: 0.550kg (1lb 3oz)

SS: 0.500kg (1lb 2oz)

ACCESSORIES

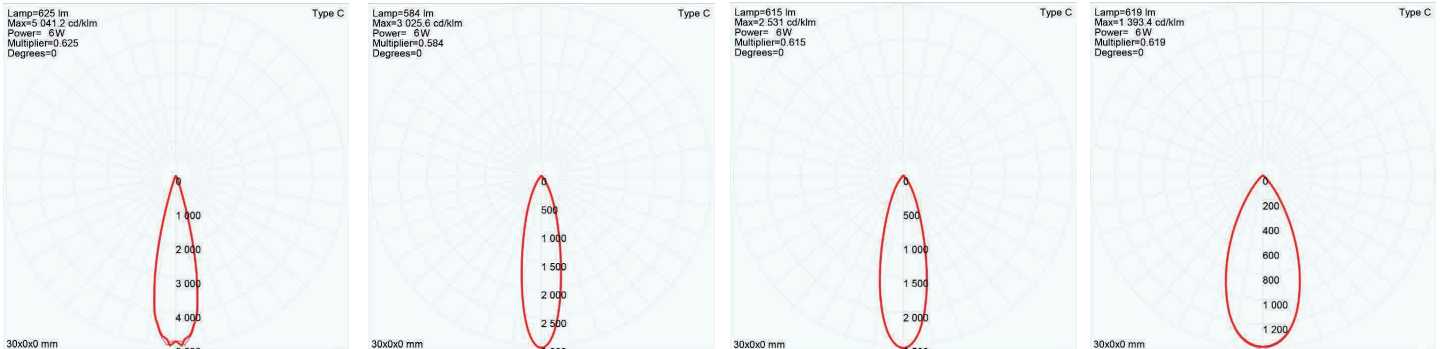


Hex Cell Louvre

BEAM ANGLES

High efficiency PMMA TIR lenses. Field replaceable

IES files available for download: hunzalighting.com/downloads



15° FWHM TIR

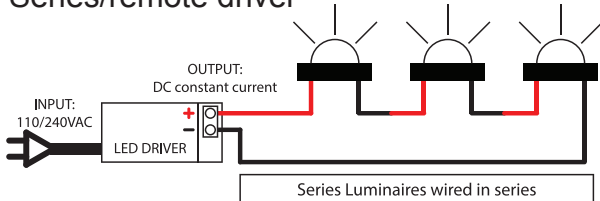
25° FWHM TIR

38° FWHM TIR

60° FWHM TIR

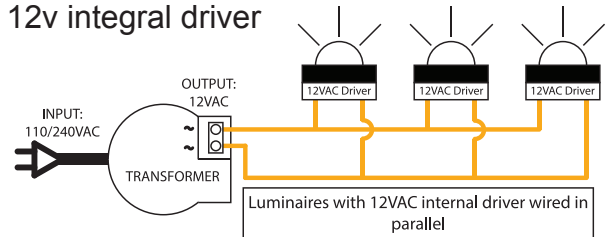
WIRING GUIDE

Series/remote driver



Available for download: hunzalighting.com/downloads

12v integral driver



Diagrams are a guide only, wire colours and polarity may change depending on fixture and country